

Technical Rider

BARBAREN BARBIES - A Wild Women Circus (*short version*)

<u>contact person 1</u>	<u>contact person 2</u>
Sarah Lindermayer +49175 7163796 info@sarah-lindermayer.de	Vanessa Lee +49172 9020134 info@vanessa-lee.de

Stage:

size: 6x4m

ceiling height: 6m

floor: dance carpet

Probs to be rigged:

1. Trapeze

2 ceiling points spaced 0.55-1.20m apart, load capacity per point 250kg

1 ceiling point directly to the left for a aerial tissue, load capacity per point 250kg

(If necessary, one or two pull-away ropes on the side of the ceiling for trapeze and tissue)

2. Chinese pole

4 anchor points, load capacity per point 350kg

Stage set:

Jessica

3 ceiling points spaced 1.50-3.00m apart, the middle one in the stage center, directly in front of the backdrop with a max. distance of 50cm, load capacity per point 50kg

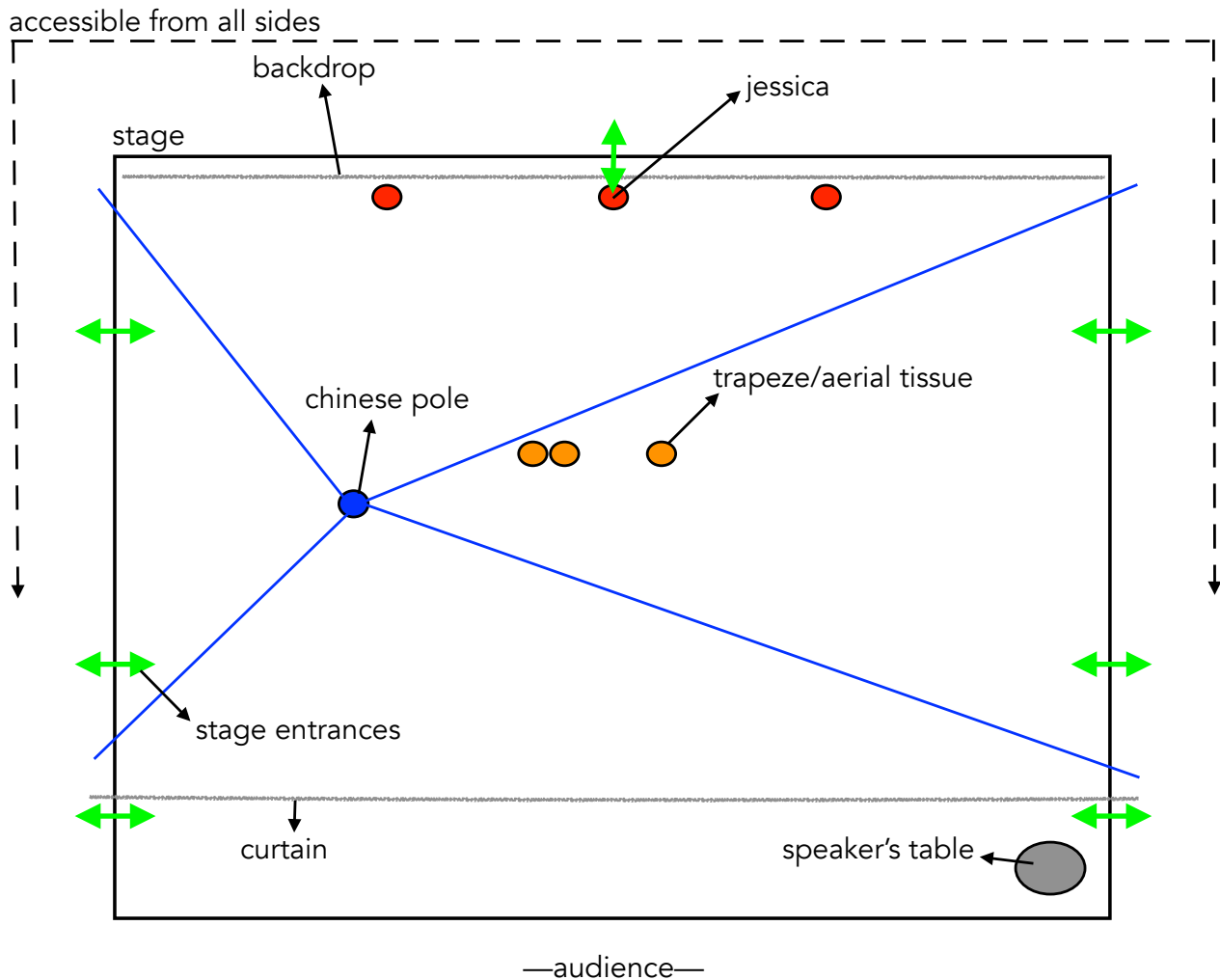
Stage entrances:

2 entrances per side, 1 entrance in the center of the stage, 1 entrance per side in front of the closed curtain (if there is a curtain)

(but at least 3 stage entrances, one per side and one at the back in the center of the stage)

It should be possible to walk from one side to the other behind the backdrop.

Sketch:



Microphones:

A gooseneck microphone is required for the speaker's table at the front right
Two headsets will be used, we will bring those ourselves

Lighting & Sound:

We will bring a DMX interface (ENTTEC DMX USB PRO), which will be triggered by QLab.
We will bring our laptop and programming.

The interface can only play one universe, which is why our lighting setup must be playable with just one DMX line. We need **ALL** of the lamps which are shown on our plan. All LEDs must be in 3 CH mode.

The organizer will provide a professional sound system appropriate for the venue. We need 1-2 monitors for the stage, unless the speakers are mounted at the back of the stage, in which case we can do without the monitors.

Process proposal for LEDs and moving lights

We use a DMX merger and set all parameters such as color, position, etc. via your lighting console, and only the dimmer parameter is addressed via QLab.

The organizer provides a suitable **hazer including fluid**.

Time Schedule:

Setup: The day before or the evening before, but at least 12 hours before the show starts.

Setup, rigging, lighting, etc. must be completed 3 hours before the show starts. The performers need 2 hours for warm-up and make-up.

Set down: 3 hours.

The exact schedule will be announced by the technician in advance.

Dressing room / Catering:

The organizer will provide the artists with a dressing room with a mirror for 5 people, running water, a toilet, and, if possible, a shower. They will also ensure that there are sufficient drinks and snacks and coffee for 6 people available throughout the entire stay.

Personnel:

A technician from the company will come with us on tour.

At least two technicians/stagehands must be provided by the venue. At least one must be familiar with the venue's entire technical infrastructure. This person must be available for the entire set-up and dismantling period. During the performance, this person must be present and available for duty as required.

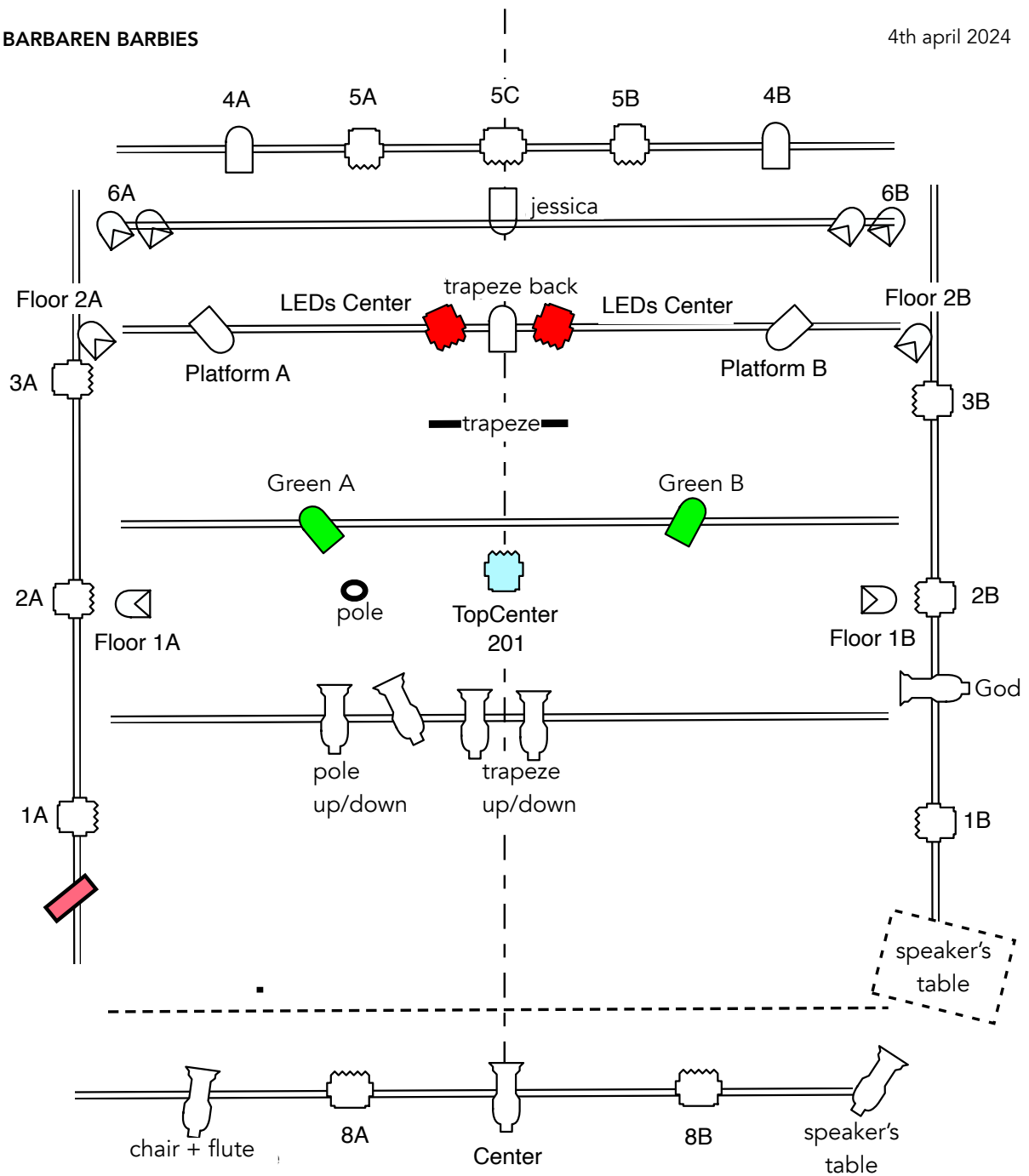
THIS RIDER IS PART OF THE ENGAGEMENT AGREEMENT.


**THE ORGANIZER AND TECHNICIANS HAVE TAKEN NOTE OF THIS RIDER AND
GUARANTEE ITS IMPLEMENTATION.**

If you have any questions or concerns, please do not hesitate to contact us.

These conditions may be adapted to the respective venue under certain circumstances and only after consultation, and we will work together to find the best solution.


Thank you for reading until the end!





 Fresnel 1kw x 9

 Fog machine

 LED Fresnel x2
3Ch Mode

 Fresnel 2kw x 3

 LED 3Ch Mode x 8

 Profiler (z.B. 15/30 o. 25/30)

 PAR 64, CP 62

Light positions:

What	Light
pole	Green A, 5A, pole up/down
Sarah chair position	4A,1B, chair + flute
tightwire parking position	Platform A-B
tightwire show position	2A, 2B , Center Top, Center
table	TopCenter 201, 2A, 2B, Center
Tits	TopCenter, Center
flute	chair + flute

Light:

6A/6B set up on the rig / two small ones on each side or one large one All aisles crossed and overlapping

Center stage edge for Sarah and table

Green A on pole, adjust Green B

PARs in the backdrop / banana vertical

LEDs 3 Ch. Mode:

Floors all **OWN** number

6A **ONE** number / regardless of whether one or two LEDs

6B **ONE** number / regardless of whether one or two LEDs

LEDs Center **ONE** number